




## Chaise Lounge Setup



1. Sled with a chaise lounge shown
2. Chaise lounge removed from the sled
3. Unhook the locking hood from the chaise lounge
4. Set up the seat - hook the latch under the seat back
5. Place the locking hook on both locking latches

6. Chaise lounge is set up
7. Place the chaise lounge in the sled as shown
8. Strap down the chaise lounge under the raised part
9. Place the sled cover
10. Load the patient